




AQUARION
Water Company

Stewards of the Environment™



2021 WATER QUALITY REPORT

Water: it's too precious to waste



Donald J. Morrissey
Aquarion President

Dear Aquarion Customer:

As the pandemic continued to affect everyone's lives throughout 2021, I am proud to say our dedicated employees remained committed to providing you and all of our customers with high-quality water, along with reliable, responsive and professional services.

At the heart of our commitment to quality is our continued adherence to rigorous quality-control standards and measures. Throughout 2021, we conducted nearly 169,000 tests of our water. Once again, all results met or exceeded both state and federal water quality standards.


Our tests included a voluntary program to check our water sources for the presence of perfluoroalkyl and polyfluoroalkyl substances (PFAS). In high concentrations, those substances can have serious health effects. I am pleased to report that the results continue to be well below state and federal limits. You can find PFAS sampling results for your system in this report or, for all our water systems, go to www.aquarionwater.com/pfas.

In 2021, we benefitted from ample rain and snow to end the previous year's drought and replenish our surface and groundwater supplies. However, we never know when precipitation patterns will shift again, so conserving whatever rainfall we're fortunate to receive will be just as important this year. Mandatory irrigation schedules helped us withstand previous droughts in several communities we serve, so we're expanding the schedules this year to include Fairfield, Groton, Mystic and Stonington.

Across our service area, we've been encouraged to see many entertainment venues return to normal operations. We invite you to take advantage of the opportunity to gain free admission to several major area attractions through Aquarion's ticket offers. You can find more information on page 11 of this report or at www.aquarionwater.com/freetickets.

I'll close with sincere thanks to all our customers for everything you do to conserve water and to protect the environment. For more ways to conserve, please see page 10 in this report or visit www.aquarionwater.com/conserv.

With Appreciation,



Donald J. Morrissey



Aquarion President Don Morrissey, right, and Greenwich First Selectman Fred Camillo hold a map of Aquarion land purchased by the Town of Greenwich and the Greenwich Land Trust as open space. The Greenwich Land Trust purchased additional adjoining property from Aquarion in December 2021. Eighty acres of land are now protected — a win for the environment!

In This Report

3-4
Water Quality Table

5-6
Your Health Is
Our Priority

6-7
Lead In Drinking
Water: The Facts

8
Water Protection
Information You
Should Know

9
PFAS Sampling
Results

10
Water Conservation

11
Environmental
Champions Awards
and ticket offers

12
How to reach us

WATER QUALITY TABLE

Greenwich System PWS ID#: CT0570011

Substance (Units of Measure)	Highest Allowed by Law			Test Date	Detected Level	
	MCLG	MCL	Compliance		Average	Range
INORGANIC COMPOUNDS						
Barium (ppm)	2	2	YES	2021	0.030	0.028 - 0.038
Copper (ppm)	1.3	AL = 1.3	YES	2019	0.25*	
Fluoride (ppm)	4.0	4.0	YES	2021	0.71	0.67 - 0.75
Lead (ppb)	0	AL = 15	YES	2019	2**	
Nitrate (ppm)	10	10	YES	2021	0.287	0.258 - 0.402
MICROBIALS						
Total Coliform	0 positive samples per month	4 positive samples per month	YES	2021	0^^	0 - 1
Turbidity (NTU)	NA	TT = 1 max	YES	2021	0.05+	0.01 - 0.22
Turbidity (NTU)	NA	TT = 95% of samples < 0.3	YES	2021	100%	
DISINFECTANT						
Chlorine (ppm)	MRDLG 4	MRDL 4	YES	2021	0.81	ND < 0.05 - 1.56
Chlorine Dioxide (ppb)	MRDLG 800	MRDL 800	YES	2021	110++	10 - 700
ORGANIC COMPOUNDS						
Total Organic Carbon [TOC]	NA	TT Removal Ratio > 1#	YES	2021	1.4	1.0 - 1.8
DISINFECTION BY-PRODUCTS						
Chlorite (ppm)	0.8	1	YES	2021	0.687	0 - 0.741
Total Trihalomethanes (ppb)	NA	80	YES	2021	61***	33 - 81
Total Haloacetic Acids (ppb)	NA	60	YES	2021	50***	15 - 63
STATE-REQUIRED TESTING — PHYSICAL CHARACTERISTICS^						
Color (CU)	NA	15	YES	2021	1	0 - 7
pH	NA	6.4 - 10.0	YES	2021	7.3	6.7 - 8.2
Turbidity (NTU)	NA	5	YES	2021	0.13	0.05 - 1.00
STATE-REQUIRED TESTING — INORGANIC COMPOUNDS						
Chloride (ppm)	NA	250	YES	2021	58.2	53.5 - 76.9
Sodium (ppm)	NA	NL = 28	NA	2021	41.2	41.1 - 41.2
Sulfate (ppm)	NA	SMCL = 250	NA	2021	38.5	10.2 - 45.6

Your water has been tested for more than 100 compounds that are important to public health. Only 18 of these were detected, all of which were below the amounts allowed by state and federal law. Most of these compounds are either naturally occurring or introduced as treatment to improve water quality. Monitoring frequency varies from daily to once every nine years per EPA regulation, depending on the parameter. Our testing encompasses the full range of regulated inorganic, organic and radiological compounds and microbiological and physical parameters. Results shown here are for detected compounds only.

FOOTNOTES AND DEFINITIONS

for water quality table on previous page

> Greater than

< Less than

AL Action Level: The concentration of a contaminant which, if exceeded, triggers treatment or other requirements which a water system must follow.

CU Color Units

MCL Maximum Contaminant Level: The highest level of a contaminant that is allowed in drinking water. MCLs are set as close to the MCLGs as feasible using the best available treatment technology.

MCLG Maximum Contaminant Level Goal: The level of a contaminant in drinking water below which there is no known or expected risk to health. MCLGs allow for a margin of safety.

MRDL Maximum Residual Disinfectant Level: The highest level of a disinfectant allowed in drinking water. There is convincing evidence that addition of a disinfectant is necessary for control of microbial contaminants.

MRDLG Maximum Residual Disinfectant Level Goal: The level of a drinking water disinfectant below which there is no known or expected risk to health. MRDLGs do not reflect the benefits of the use of disinfectants to control microbial contamination.

NA Not Applicable

ND Not Detected

NL State of Connecticut customer notification level

NTU Nephelometric Turbidity Units, a measure of the presence of particles. Low turbidity is an indicator of high-quality water.

ppb parts per billion, or micrograms per liter (ug/L)

ppm parts per million, or milligrams per liter (mg/L)

SMCL Secondary Maximum Contaminant Level

TT Treatment Technique: A required process intended to reduce the level of a contaminant in drinking water.

* 90th percentile value in copper monitoring. Result is representative of customer sampling stagnant water. No locations exceeded the action level for copper.

** 90th percentile value in lead monitoring. Result is representative of customer sampling stagnant water. No locations exceeded the action level for lead.

*** Reported value is the highest locational, annual average of quarterly measurements for disinfection by-products in the distribution system. Values in the range are individual measurements.

+ Value is the highest monthly average for turbidity reported from the surface water treatment plant effluents. Values in the range are individual measurements.

++ Result is the highest monthly average for Chlorine Dioxide reported from one surface water treatment plant's effluent. Values in the range are individual measurements.

+++ Value is the highest monthly average for Chlorite in the distribution system. Values in the range are individual measurements.

The monthly TOC removal ratio is calculated as the ratio between the actual TOC removed and the TOC rule removal requirements. This number should be greater than 1.

^ Measured at representative locations within the distribution system.

^^ Highest number of samples detected was 1/month. Yearly average is 0/month.

HEALTH EFFECTS

Sodium: If you have been placed on a sodium-restricted diet, please inform your physician that our water may contain as much as 41.2 ppm of sodium.

Understanding Your Water Quality Table

Barium: Erosion of natural deposits.

Copper: Corrosion of household plumbing systems.

Fluoride: Water additive that promotes strong teeth; erosion of natural deposits.

Lead: Corrosion of household plumbing systems.

Nitrate: Runoff from fertilizer use; leaching from septic tanks, sewage; erosion of natural deposits.

Total Coliform: Naturally present in the environment.

Turbidity: Sediment particles; naturally occurring iron and manganese; soil runoff.

Chlorine: Water additive used to control microbes.

Chlorine Dioxide: Water additive used to control microbes.

Total Organic Carbon: Naturally present in the environment.

Chlorite: By-product of drinking water disinfection.

Total Trihalomethanes: By-product of drinking water chlorination.

Total Haloacetic Acids: By-product of drinking water chlorination.

Color: Natural organic matter such as decaying leaves; naturally occurring iron and manganese.

pH: Naturally occurring; water treatment processes.

Chloride: Naturally present in the environment.

Sodium: Water treatment processes; use of road salt; naturally present in the environment.

Sulfate: Naturally present in the environment.

Drinking water, including bottled water, may reasonably be expected to contain at least small amounts of some contaminants. The presence of contaminants does not necessarily indicate that the water poses a health risk. More information about contaminants and potential health effects can be obtained by calling the EPA's Safe Drinking Water Hotline (800-426-4791). Here is some additional information of interest about Aquarion's drinking water.

Where does your water come from?

Your water is collected in reservoirs, treated, and delivered to you through an extensive underground piping system. The Greenwich System supply is drawn

from the Putnam/Rockwood Reservoir, Bargh/Brush Reservoir, and Mianus River systems in Greenwich, and the Laurel and North Stamford reservoir systems in Stamford. The system serves about 55,020 people and has an average customer demand of 13.5 million gallons of water per day. Company-wide, an average of 15.4% of the demand is water drawn for firefighting, water main cleaning, water main breaks and leaks, and unauthorized use.

How is your water treated?

The water is filtered at the Mianus, Putnam, and Stamford water treatment plants, then disinfected, fluoridated, and further treated to protect the water supply piping system.

Cryptosporidium

The EPA requires public water systems that use surface water sources to monitor for Cryptosporidium. This is a microbial pathogen found in lakes and rivers throughout the U.S. that can cause gastrointestinal illness if consumed. Aquarion continues to monitor its surface water sources and did not detect Cryptosporidium in the reservoirs that served the Greenwich System in 2021.

Source Water Assessment Report

Connecticut's Department of Public Health (DPH) states in its Source Water Assessment Report that the public drinking water sources in the Greenwich System have a moderate-to-high susceptibility to potential contamination. To read the DPH report, visit www.ct.gov/dph.

Monitoring Unregulated Contaminants

Unregulated contaminants are elements that currently have no health standards assigned for drinking water. In 2018, the EPA began the fourth round of a three-year monitoring program to test for up to 28 unregulated contaminants in various public water systems throughout the U.S. This table shows only the compounds detected in your system. To learn about the full list of unregulated contaminants included in the monitoring program, please call our Water Quality Department at **800-832-2373**.

Substance (Units of Measure)		Detected Level		
Unregulated Contaminants	Test Date	Average	Range	Source of Contaminant
Manganese (ppb)	2020	0.77	ND < 0.01 - 1.73	Erosion of natural deposits
Haloacetic Acids 6 Brominated (ppb)	2020	11.3	6.45 - 15.1	By-product of drinking water chlorination
Haloacetic Acids 9 (ppb)	2020	50.9	28.8 - 63.7	By-product of drinking water chlorination

Copper

Copper is an essential nutrient, but some people who drink water containing copper in excess of the action level* over a relatively short period of time could experience gastrointestinal distress. Some people who drink water containing copper in excess of the action level over many years could suffer liver or kidney damage. People with Wilson's Disease should consult their doctor. Major sources of copper in drinking water include corrosion of household plumbing systems and erosion of natural deposits.

* The concentration of a contaminant which, if exceeded, triggers treatment or other requirements which a water system must follow.

Disinfection by-products

Disinfection by-products (DBPs) are chemicals formed during the disinfection process, when naturally occurring organic matter reacts with chlorine, which is added to water to eliminate bacteria and other microorganisms. Currently, there are limits on two types of DBPs known as Total Trihalomethanes and Total Haloacetic Acids. Some people who drink water containing DBPs that exceed these limits over many years may experience problems with their livers, kidneys, or central nervous systems, and may have an increased risk of cancer.

The state has implemented new DBP regulations that change how compliance with the standards is determined. The intent is to increase protection against the potential health risks associated with DBPs. Aquarion Water Company continues to evaluate its systems to ensure compliance with DBP regulations.

Immuno-compromised people

Some people may be more vulnerable to contaminants in drinking water than the general population. Immuno-compromised people such as those with cancer undergoing chemotherapy, people who have undergone organ transplants, people with HIV/AIDS or other immune system disorders, some elderly, and infants can be particularly at risk from infections. These people should seek advice about drinking water from their health-care providers. EPA/CDC guidelines on appropriate means to lessen the risk of infection by *Cryptosporidium* and other microbial contaminants are available from the Safe Drinking Water Hotline (800-426-4791).

Lead in Drinking Water: The Facts

The federal Environmental Protection Agency (EPA) and Connecticut's Department of Public Health have established extensive regulations for water utilities to follow with regard to lead — and for very good reason. If present in drinking water, lead can cause numerous harmful effects on a person's health. The EPA has determined there is no safe level of lead.

Aquarion monitors for lead in the water we provide by testing stagnant tap water samples from high-risk homes (such as homes

built before 1950). We follow regulations mandated by the Safe Drinking Water Act, in which the EPA established a limit: 15 parts per billion (or micrograms per liter) in no more than 10 percent of tap water samples. Meeting this limit indicates that the water is minimally corrosive to lead. If tests reveal that more than 10 percent of tested homes exceeded the limit, then the EPA mandates a series of actions we would have to take. These include water treatment, notifying customers about the issue and removing lead service lines. The Aquarion system that supplies your water complies with the lead limit. Even so, some homes may have elevated lead levels due to lead materials in the plumbing or service line.

Health effects

Lead is especially harmful for infants and young children, causing developmental delays, learning difficulties, irritability, loss of appetite, weight loss, sluggishness, fatigue, abdominal pain, vomiting, constipation and hearing loss. Effects on adults may include high blood pressure, abdominal pain, constipation, joint pains, muscle pain, decline in mental functions such as abstract thinking and focus, numb or painful extremities, headache, memory loss, mood disorders, fertility issues in men, and miscarriage or premature birth in pregnant women.

What to do about a lead service line

A service line is the pipe that connects a customer's premises to Aquarion's water main in the street. The customer owns the portion of the service line closest to the premises, while Aquarion owns the portion closest to the street. In some older structures built before 1950, these lines may have been made of lead.

If present, a lead service line can be the primary source of lead in your drinking water, because there is a much greater surface area where lead contacts the water, compared to lead-soldered pipe joints and leaded brass fixtures.

Therefore, if your house was built prior to 1950, you should check the service line where it enters the wall of your basement to see if it is made of lead. If it is a lead line, contact Aquarion at 800-732-9678 for advice on replacing it. This will help reduce your potential exposure to lead in drinking water.

Other precautions you can take

Health issues from lead exposure cannot be cured, but they can be prevented, especially in drinking water. The best methods for reducing your exposure to lead include removing lead service lines and lead in your home's plumbing, and reducing the amount of time your water sits stagnant in contact with lead materials in the service lines and faucets.

- If you have not used any of your faucets for a number of hours (for example, overnight or while you are at work), run the water for several minutes. This will bring in fresh water from our water main, which contains no lead. (To conserve water, catch the flushed tap water in buckets or pots to use for cleaning or to water plants.)
- Always use cold water for drinking, cooking and preparing baby formula. Never cook with or drink water from the hot water tap. Never use water from the hot water tap to make baby formula.
- Periodically remove and clean the faucet screens/aerators. While doing so, run the tap to eliminate debris.
- Check your service line where it enters your building and determine if it is made of lead. If it is, replace it.
- Identify and replace old plumbing fixtures that contain lead. Brass faucets, fittings and valves may leach lead into drinking water — especially those purchased before 2014.

Homeowners who want to determine whether there is lead in their water should have a laboratory test it. There is a list of certified testing laboratories on the state Department of Public Health's website (www.ct.gov/dph). For more information, our website has a section dedicated entirely to lead in drinking water; visit www.aquarionwater.com/learningaboutlead.

If you have questions, call our Water Quality Department at 800-832-2373. You also can email us at www.waterquality@aquarionwater.com.

The EPA advises:

If present, elevated levels of lead can cause serious health problems, especially for pregnant women and young children. Lead in drinking water comes primarily from materials and components associated with service lines and home plumbing. Aquarion Water Company is responsible for providing high-quality drinking water, but cannot control the variety of materials used in plumbing components.

Customers can minimize the potential for lead exposure when water has been sitting for several hours by running the tap for 30 seconds to 2 minutes before using water for drinking or cooking. If you are concerned about lead in your water, you may wish to have your water tested.

Information on lead in drinking water, testing methods, and steps you can take to minimize exposure is available from the Safe Drinking Water Hotline or at www.epa.gov/safewater/lead.



Protecting water at the source

Even small quantities of pollutants may be enough to contaminate a drinking water supply. Examples of pollutants that may wash into surface water or seep into ground water include:

- Microbial contaminants from septic systems, agriculture and livestock operations, and wildlife;
- Inorganic contaminants such as salts and metals that can be naturally occurring or result from urban storm water runoff, industrial or domestic wastewater discharges, or farming;
- Pesticides and herbicides from sources such as agriculture, urban storm water runoff, and residential uses;
- Organic chemical contaminants, including synthetic and volatile organic chemicals, which are by-products of industrial processes; and radioactive contaminants that can be naturally occurring.



How Aquarion protects your drinking water

Aquarion Water Company's commitment to providing the highest quality water is evidenced by our regular inspection of homes, businesses, farms and other sites that could pollute water supplies. We also review new land development projects for impact on water quality. In total, we conducted 168,920 tests in 2021. We use the best water treatment and filtration technology and continue to invest in our water systems' infrastructure to improve your water security and quality.

You can help prevent water contamination

- Ensure that your septic system is working correctly.
- Use chemicals and pesticides wisely.
- Dispose of waste chemicals and used motor oil properly.
- Report illegal dumping, chemical spills, or other polluting activities to the state Department of Energy and Environmental Protection 24-hour hotline (860-424-3338), Aquarion Water (800-732-9678), or your local police.



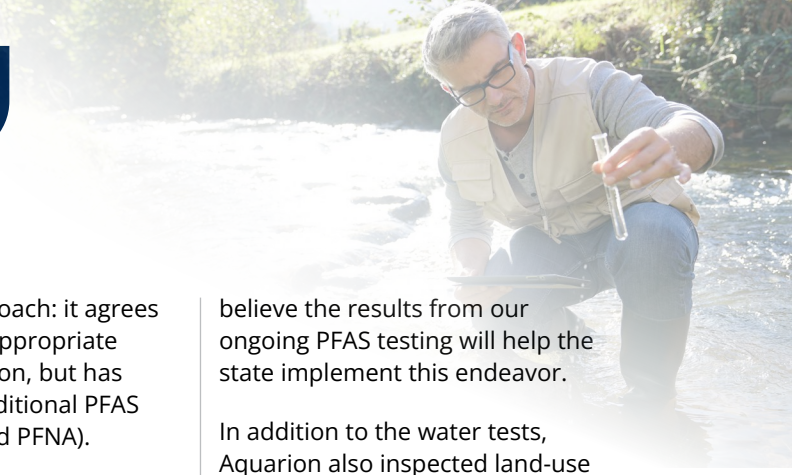
Protecting your water at home:

Lawn irrigation systems

Your irrigation system helps keep the lawn healthy and beautiful, but did you know it can also contaminate your family's drinking water? Chemicals and microbes on the lawn can flow back through your home's plumbing and even into the neighborhood water mains under low-pressure conditions. These conditions can occur when fire hydrants are in use, and during water main breaks.

To prevent this backflow contamination, the state Department of Public Health (DPH) requires that we inspect your irrigation system to ensure that an appropriate backflow prevention device is in place. The state DPH also requires these devices be tested annually to ensure proper performance. Please call us at 203-337-5871 to schedule your annual inspection and test.

AQUARION'S SAMPLE RESULTS FOR PFAS



Throughout New England and across the nation, state and local officials, health departments, and water utilities — including Aquarion Water Company — have focused their attention on a group of man-made chemicals called per- and polyfluoroalkyl substances (PFAS) that have been detected in drinking water. PFAS are widely used in consumer products (e.g. nonstick cookware, stain-resistant carpets) and have numerous industrial applications (e.g. firefighting foam). They are pervasive and persistent once released into the environment.

The U.S. Environmental Protection Agency (EPA) has not established a maximum level of these chemicals that it will allow to be present in drinking water; however, EPA currently recommends that concentrations of two of the chemicals, PFOA and PFOS, should not exceed 70 parts per trillion (ppt) individually or combined. The Connecticut Department of Public Health (DPH) has taken a more

conservative approach: it agrees that 70 ppt is an appropriate target concentration, but has included three additional PFAS (PFHxS, PFHpA and PFNA).

Recognizing the growing concern about PFAS, Aquarion voluntarily began a testing program in 2019 for our 72 public water systems in Connecticut. Below, you will find a chart showing test results for the system that provides your water supply.

Concentrations ranged from ND (not detected) to 4 ppt for five chemicals. These results are all well below the DPH and EPA advisory limit of 70 ppt. (The limits may be subject to change in the future.)

In November 2019, Gov. Ned Lamont announced that the Connecticut Interagency PFAS Task Force had developed its PFAS Action Plan. One of the plan's key recommendations was to test drinking water for PFAS. We

believe the results from our ongoing PFAS testing will help the state implement this endeavor.

In addition to the water tests, Aquarion also inspected land-use activities around each of our water sources and found no high-risk situations such as industrial, commercial, and municipal circumstances that might release high levels of PFAS into the environment.

Aquarion will remain vigilant about this important issue, including additional testing for PFAS at some of our water sources. We will continue to share test results with our customers and state and local officials. We also will maintain our relationships with public health agencies and drinking water associations to ensure protection of our drinking water supplies. As always, our primary concern is delivering high-quality water to our customers.

PFAS SAMPLING RESULTS

Greenwich System

All results reported as parts per trillion (ppt)

Sample Location	PFOA	PFOS	PFHpA	PFHxS	PFNA	Total PFAS (5)	Current CT DPH Guideline	Other PFAS Tested: PFBS
Putnam Reservoir, POE	4	ND	ND	ND	ND	4	70	ND
Mianus Reservoir, POE	4	3	ND	ND	ND	7	70	ND

POE: Point of entry. Sample collected after treatment as water enters the distribution system, before the first customer.

WATER CONSERVATION WORKS!

Easy tips on what everyone can do

By reducing water consumption, Aquarion customers have made outstanding progress in ensuring that our area has enough water, no matter what the skies deliver. Many thanks to all the customers who cut back on outdoor sprinkler irrigation and other uses, helping to save more than 2 billion gallons of water across our systems over the last four years. There's still more to do, though. Here are some easy tips on what everyone can do to conserve the supply of this irreplaceable resource:



Reduce excessive irrigation.

Get rid of wasteful, “set ‘em and forget ‘em” clock timers. Water only when the ground feels dry. Use WaterSense-labeled spray sprinkler bodies.

Rely more on the sky.

Put a rain barrel under a down-spout to capture rainwater for your garden.

Forget fertilizing.

Many use salts that make your lawn less drought-resistant.

Enjoy an edible landscape.

Replace turf with berry bushes or fruit trees – they use less water.

Fill it up!

Wait until you have a full load before running your washing machine and dishwasher.

Look at labels.

Washing machines and dishwashers certified by ENERGY STAR use far less water. WaterSense-labeled fixtures do the same.

Jilt the jiggling.

Fix leaky toilets. Watch our step-by-step video at www.aquarionwater.com about finding and fixing leaks. Better yet, upgrade to a new, WaterSense-labeled model to save three or more gallons with every flush.

Turn off the taps.

While brushing your teeth, shaving or just groping for a towel, keep good, clean water from disappearing down the drain.

Catch this idea.

While waiting for tap or shower water to warm up, capture the cooler water in a container for watering plants.

Recycle cooking water.

Save water used for cooking pasta and vegetables — it's great for plants.

Shorten shower times.

You will use less water– and reduce energy costs, too.

Put scraps to work.

Compost vegetable scraps to nourish your garden, instead of using water to grind them up in your garbage disposal.

Put a chill on waste.

Keep a pitcher of drinking water in the fridge so you don't have to run the tap until the water gets cold.

Conserving water quickly becomes second nature. For many more ways to ensure that your water supply stays healthy for decades to come, check out the tips at www.aquarionwater.com/conserve.



AWARDS

Business, Non-profit organization and Adult: **\$5,000** grant to an environmental non-profit

Student: **\$1,000** scholarship



Help Us Find Connecticut's Environmental Champions

Aquarion is seeking businesses, non-profit organizations, adults and students who have voluntarily spearheaded projects that have protected or improved Connecticut's natural resources – its air, water, soils or plant and wildlife communities.

Nominate an Environmental Champion today...even yourself!

Nomination period open until May 6

DETAILS: WWW.AQUARIONWATER.COM/AWARDS

Clean, safe water is just the start!

Free admission tickets!

Be sure to take advantage of the special 2-for-1 ticket deals and other offers that Aquarion has arranged for its customers at great Connecticut attractions like the Stamford Museum and Nature Center, The Ridgefield Playhouse, Mystic Seaport Museum and Mystic Aquarium. You'll find full details at www.aquarionwater.com/freetickets.



We've got whales and penguins!

Watch Mystic Aquarium's fascinating collection of beluga whales and penguins live on the webcams Aquarion sponsors. Find the fun at www.aquarionwater.com.



Stamford **Museum** & **Nature Center**



Diversity Film Series



Greenwich System PWS ID#: CT0570011

Questions About Your Water Quality Report?

Customers who have questions about water quality should call us at **800-832-2373**.

Customers also may email us at **waterquality@aquarionwater.com**, or visit **www.aquarionwater.com**.

For other questions, or to report discolored water/service problems, or if you would like to participate in a public meeting, call **800-732-9678**.

Connecticut Department of Public Health
Drinking Water Section: **860-509-7333** or
www.ct.gov/dph

U.S. Environmental Protection Agency's
Safe Drinking Water Hotline: **800-426-4791**
or **www.epa.gov/safewater**



Stewards of the Environment™