


Water Supply Update

Serving the Community of Millbury

News and Notes

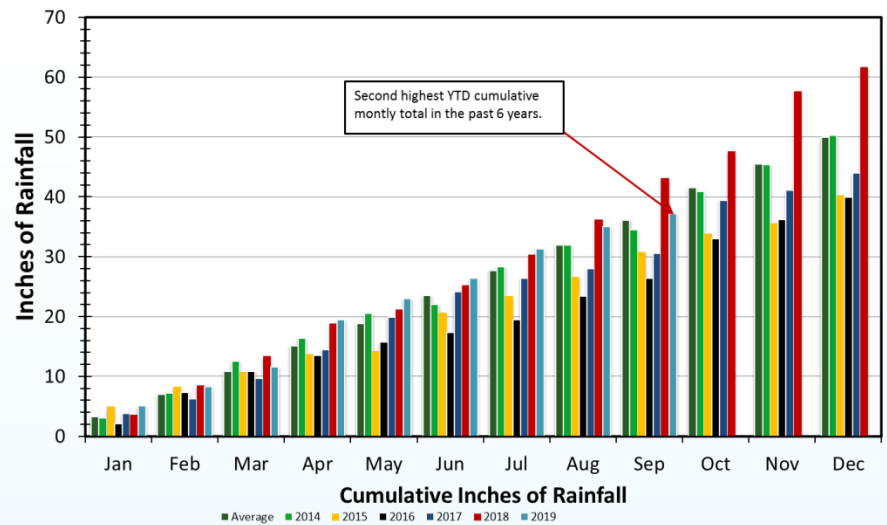
- 💧 **New Water Mains** – In September Aquarion completed the installation of approximately 1,400 feet of new 8” ductile iron water main in the neighborhood of Woodland Street, Phillips Drive, and Leslie Lane. The project included connecting two previous dead end lines to create a looped system which significantly improved the available fire flow for the entire surrounding neighborhood. The project also included the installation of 2 new fire hydrants. The project was designed this past winter and construction began in August 2019. We want to thank the residents of the neighborhood for their patience during construction and the Millbury Department of Public Works (DPW) for their coordination efforts. Final paving for the project site is targeted to be completed by the Millbury DPW in 2020.
- 
- 💧 **Next year Aquarion is planning to replace water mains in the Town Center (Main Street and Elm Street) in coordination with the Town Planning Department. In addition, we are anticipating the replacement of water mains on Aldrich Avenue and Captain Peter Simpson Road in coordination with the Millbury DPW paving program.**
 - 💧 **The customer water conservation program has been a great success since being implemented in March 2017. To date we have completed the replacement of approximately 952 toilets, 643 shower heads, and 90 faucet aerators for over 450 of our Millbury customers. In addition, we have provided rebates to 14 customers for the replacement of old top load clothes washers with high efficiency front end load washing machines. The work completed has resulted in water conservation savings of approximately 27,200 gallons per day (approximately 9.9 million gallons per year)! There are currently approximately 100 customers in the queue to have water conservation work completed at their homes. At this time the program is on hold until additional water balance mitigation fees are collected to fund the additional work. We anticipate collecting sufficient fees to re-start replacement work in early 2020.**
 - 💧 **We recently held a Customer Advisory Board meeting at A&D Pizza to review our capital improvement plan and operations. The meeting also included a hands-on presentation about customer water meters. Our next meeting with the Customer Advisory Board is planned for March 2020.**

- Community Outreach: this past summer we made donations to the Millbury Police Association, Millbury Fire Department, passed out water and supported the Lions Club for their 4th of July road race, and supported the Pan Mass Challenge.

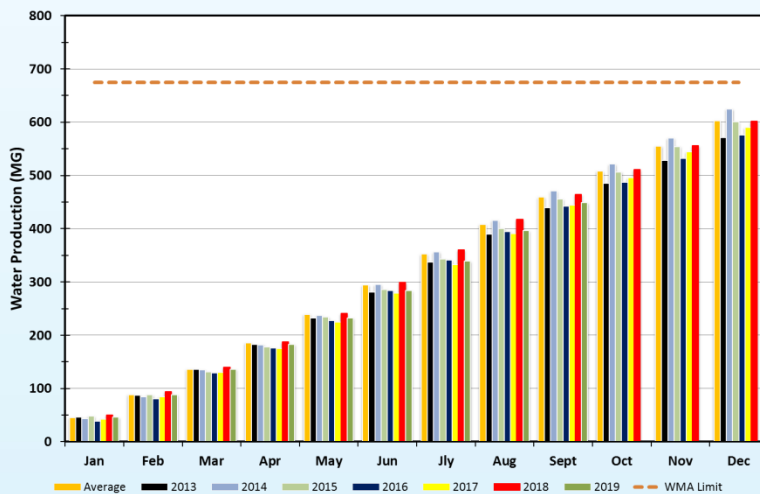
Weather Trends

Precipitation for September was 2.19 inches, which is 1.98 inches below the historic average precipitation for the month of September. However, cumulative precipitation for the year through the month of September is 37.19 inches, which is 1.05 inches above the average total at this time of year. The accumulated precipitation last year and this year has allowed our aquifer to remain at above normal groundwater levels for this time year.

Aquarion Water Company, MA
 Cumulative Monthly Rainfall
 Millbury/Oxford



Aquarion Water Company
 Cumulative Monthly System Delivery (MG)
 Millbury Water System (Includes Purchased Water)



Water Supply and Demand

Water demands through the month of September are normal for this time of year. The average amount of water delivered to our system to meet demands in September 2019 was 1.75 million gallons per day (MGD). In addition, the cumulative annual usage for the year through September (1.64 MGD) is about average for this time of year. We anticipate that water demands will continue to drop as we head into the winter. We are confident that we will

continue be able to meet our customer's needs. Some statistical pumping information for the month of September 2019 is attached separately to this Water Supply Update.

Customers are reminded to practice water conservation. For helpful water conservation tips, please visit our website:

<http://www.aquarionwater.com/MA/waterconservation>

Aquarion Water Company, MA
Monthly Water Supply Report
Millbury

Month
September

Year
2019

Monthly Supply Pumping Summary

| | | | |
|-----------------------|-------|-----|--------|
| Millbury Ave Well | 11.77 | MG | 22.4% |
| Oak Pond Well | 15.66 | MG | 29.8% |
| Jacques Well #1 | 22.27 | MG | 42.4% |
| Jacques Well #2 | 1.48 | MG | 2.8% |
| Worcester (Purchased) | 1.35 | MG | 2.6% |
| | 52.53 | MG | 100.0% |
| | 1.69 | MGD | |

Precipitation

| | |
|------------------------|-------|
| Monthly Total (Inches) | 2.19 |
| Annual Total (Inches) | 37.19 |

Statistics

Pumping

| | |
|-------------------|----------|
| Maximum Day (MGD) | 2.325 |
| Date | 09/22/19 |

| | |
|-------------------|----------|
| Minimum Day (MGD) | 1.255 |
| Date | 09/06/19 |

Year to Date

| | |
|-------------------|----------|
| Maximum Day (MGD) | 2.46 |
| Date | 07/28/19 |

| | |
|-------------------|-------|
| Average Day (MGD) | 1.642 |
|-------------------|-------|